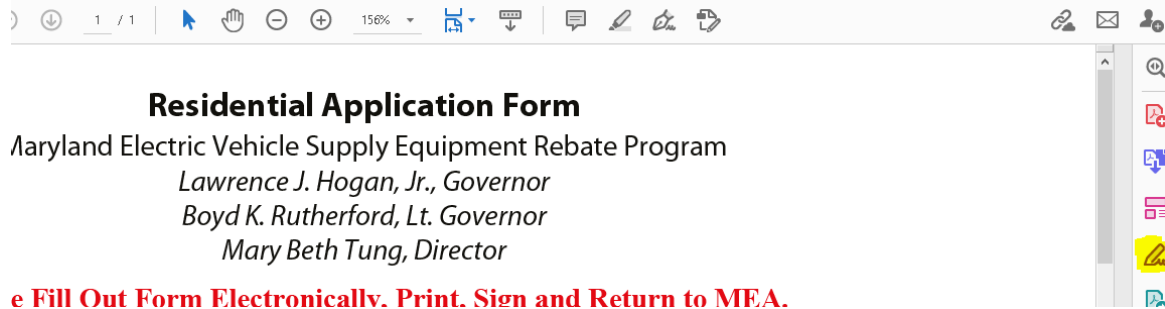


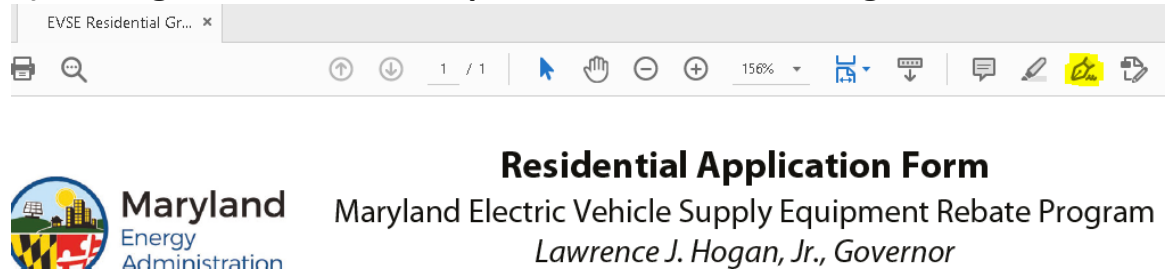
## EVSE Rebate Application Form – Instructions to Complete Electronically Using Fill & Sign

Open the application form using the Adobe Acrobat Reader application (available on most desktop devices), and enable the Fill & Sign toolbar by:

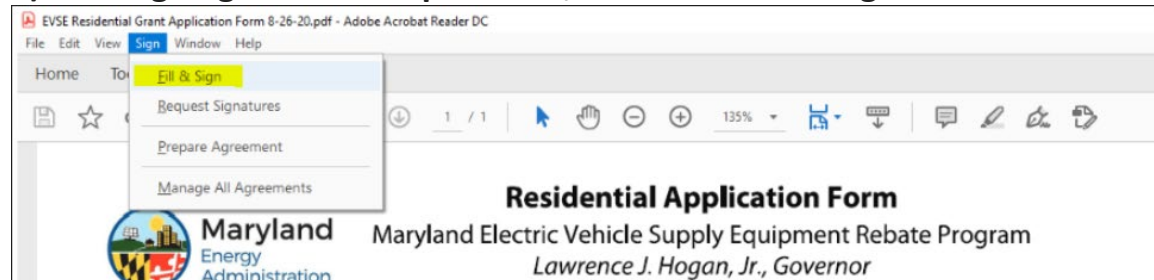
### 1) Clicking the purple pencil icon on the right-hand side toolbar:



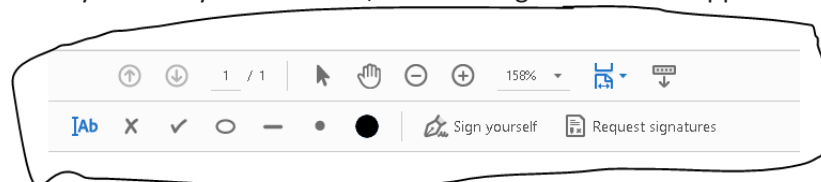
### 2) Clicking the black fountain pen icon on the toolbar right above the document:



### 3) Clicking "sign" on the top toolbar, and then "Fill & Sign":



Once you do any of the above, the Fill & Sign toolbar will appear above the application form:



**Residential Application Form**  
Maryland Electric Vehicle Supply Equipment Rebate Program

## EVSE Rebate Application Form – Instructions to Complete Electronically Using Fill & Sign

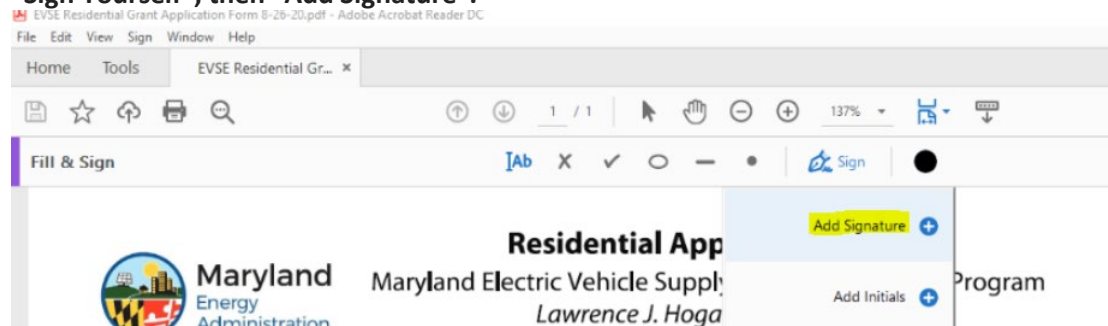
Once the toolbar is enabled, you can now type your information onto the form (a text box will appear wherever you double-click).

**Please Fill Out Form Electronically**  
**All Required Fields on this Form**  
**Incomplete or Illegible Applications Will Be Ret**

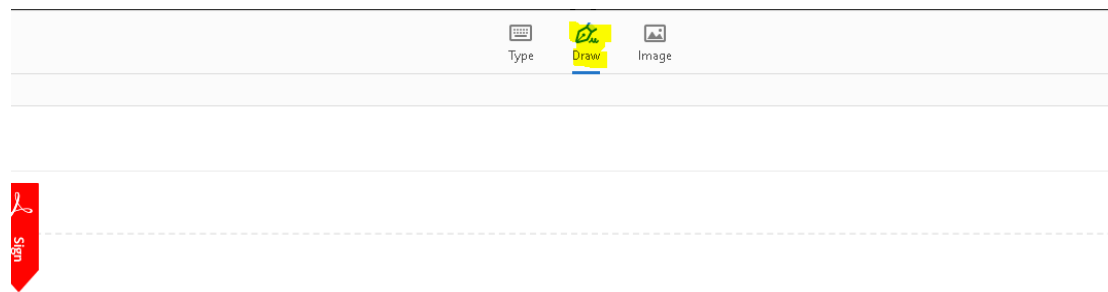
**A. Applicant Information**

Applicant	First Name
	Type text here
	Phone Number


You can also use the Fill & Sign toolbar to enter a signature. With the toolbar enabled, **click "Sign Yourself", then "Add Signature"**.



Click "Draw".



You can now use your finger, a mouse, etc. to draw a signature. Enter a signature resembling your natural "wet" signature, then **click "Apply"**.



Place the completed signature on the form where specified. MEA cannot accept typed signatures.